

BizWatch - Automated Vendors & Customers Analysis and Monitoring Service

Trust, but verify your vendors and Customer

biz ✓ **Watch**

Your Chain Value is as Strong as its Weakest Link

Relying on suppliers, vendors and other third parties increases your business' risk exposure.

Any financial, operational, legal, reputational or security issue at your third parties will immediately reflect on your business' performance and image.

Our Solution increases your business resilience by providing updated and comprehensive information about your third parties and alerting once their risk level changes.



Wouldn't you want to know that....

A vendor of yours is suffering from 30% churn of employees?
Is it a big red sign on his financial stability?

A partner of yours has received a major lawsuit? can it impact his business or even evolve as a lawsuit against you?

A reseller of yours, has a manager which is blamed for sexual harassment, will it affect your brand as well? do you think your audiences and customers will be effected from this relation?

A new supplier, that claims to have years of experience registered his domain only 3 months ago....

-9.82%



Arik & 7 other connections work here

[See all 4,135 employees on LinkedIn →](#)




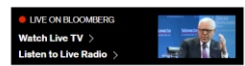
Top London Money Manager Accused of Sexual Harassment, Groping

By [Gavin Finch](#)
October 16, 2019, 7:01 AM GMT+3

- ▶ M&G fund manager allegedly sent women explicit text messages
- ▶ One said she complained to HR about inappropriate behavior

SHARE THIS ARTICLE
f Share
Tweet

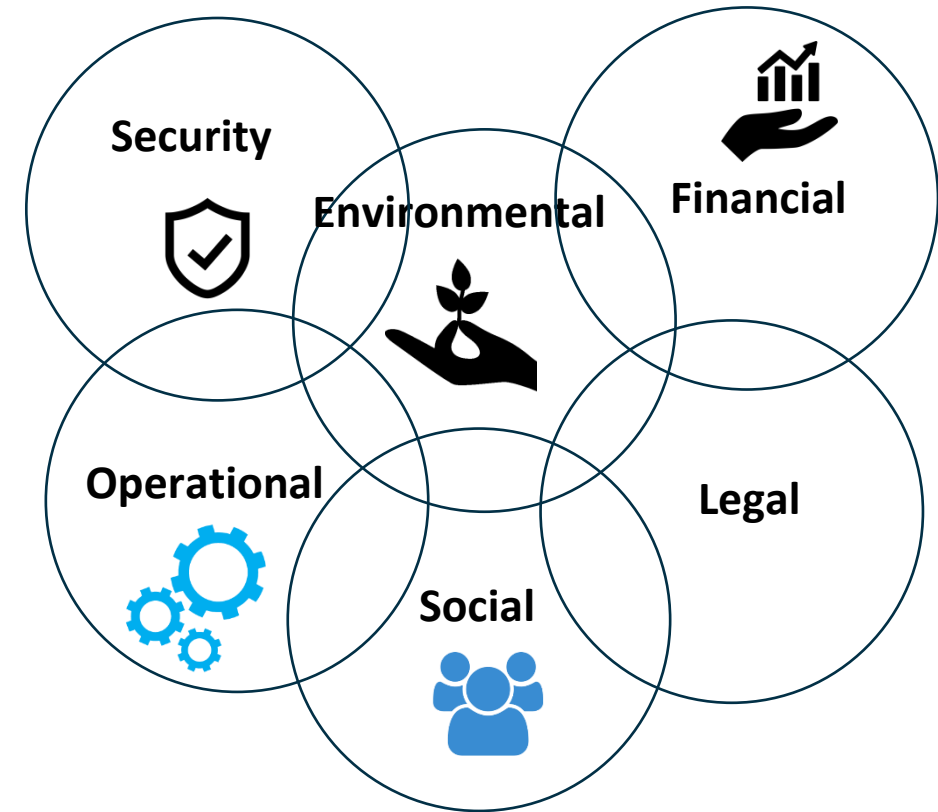
One of London's top money managers, responsible for overseeing billions of pounds of assets at M&G Prudential Plc, is alleged to have sexually harassed female colleagues over several years.



Updated information, indicating status, changes and trends since the last time your third party had updated its on-boarding data

Complementary Information, regarding issues that might expose your business to an operational ,or reputational risk, including issues which are not part of your standard due-diligence or on-boarding package

We cover both **Business Entities and the Major Stakeholders:** owners, officers, key employees



We provide updated and comprehensive information about your third parties



Financial

Constraints, difficulties, stress, trends, since last financials reports had been submitted



Operational

Delivery delays, quality issues, raw material constraints callbacks



Environmental

Pollution, hazardous material issues, tests on animals, CO2 reporting



Social

Work relations, strikes, child labor, slavery conditions,



Legal

Major claims and legal issues, settlements



Security

Breaches, theft, losses, crime in the workplace, cyber security incidents

On demand reports


- Default template validating the reliability and risk of a given company
- Customized reports based on the customer requirements

Recurring vendor monitoring

- 24/7 monitoring of your target companies
- Hot alerts on meaningful risks
- Updated company scoring
- Monthly report done by our expert analysts

The screenshot shows the RP dashboard with a dark teal header. The header contains the RP logo (a checkmark in a box followed by 'RP'), the text 'Balance: 56 companies', an 'Upgrade' button, and the user email 'Welcome,tt@tt.tt'. Below the header, there are four main sections: 'My companies', 'My alerts', and 'My reports'. The 'My companies' section is active and displays a list of three companies: 'intel' (https://www.intel.com/), 'BEAM Interactive' (http://www.beamland.com), and 'Certex' (https://www.certex.co.uk/). Each company entry includes a reputation score bar (a gradient from red to green), a dropdown arrow, and a trash icon. The 'My reports' section shows a list of report items with columns for 'company name' and 'company URL'. Below the list, there is a descriptive text: 'When a company is selected user sees in this tab preliminary report with the data that we immediately have in our DB', followed by '+ reputation score' and '+ reports available for this particular company (from my reports section)'. There are also two teal rectangular buttons at the bottom of the reports section.

The Technology



Collecting Data from open sources

Automatic filtering using AI

Performance

Reputation

Insights

Threats

Risks

Pricing options

| Package | Monitored companies | On demand new supplier report | Price |
|----------------|----------------------------|--------------------------------------|------------------|
| Basic | 10 | 3 per year | 2000\$ per month |
| Premium | 50 | 10 per year | 3000\$ per month |
| Gold | 100 | 20 per year | 5000\$ per month |

- All prices for annual commitment